



Logging in	20
First-time users	21
Forgotten passwords	21
Viewing your homework	22



Key information

Website:

www.go4schools.com

Access:

- ✓ Desktop/Laptop web browser
- ✓ Mobile/Tablet web browser
- ✓ Android/iPhone App

Logging in

To gain access to Go4Schools you will need an account, students' accounts are pre-made using your school email address.

Parents can also access Go4Schools using the email address they have registered with school.

In the top right corner of the Go4Schools websites are five different log in options: Trusts, Governors, Schools, Students, Parents.

To log in, choose the option that best describes you - IE Student or Parent.

You will be redirected to your log in page.

As each option has its own log in page, it is important you choose the correct option at the start.

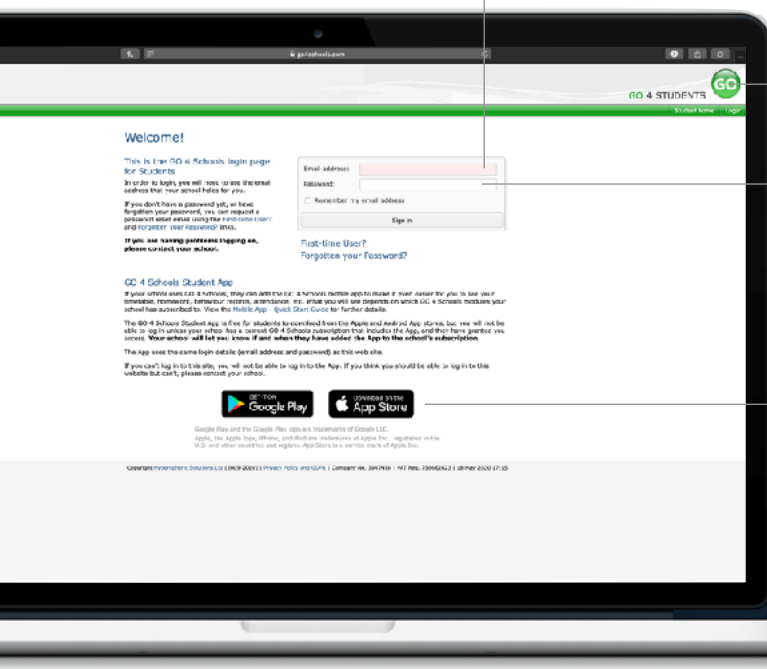
If you are struggling to access your account, you may be trying to log in from the wrong page.

School or registered email

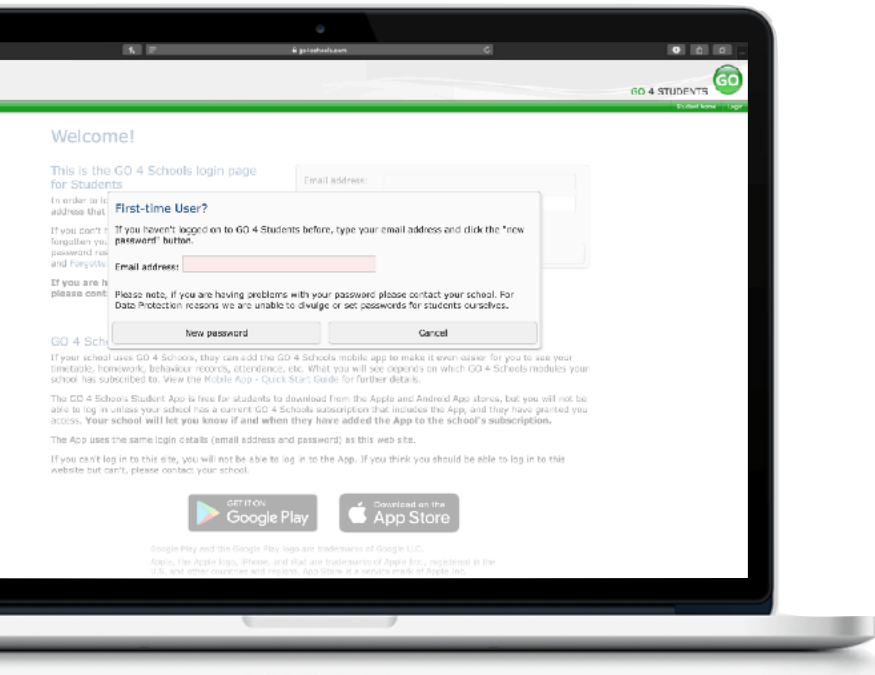
Website you are logging in to

Your password

Links to Android & iOS apps



First-time users



First-time users of Go4Schools will need to create an account.

On your login page click the link "First-time user" below the sign in box.

This will bring up a window asking for an email address.

Students: Use your school email address.

Parents: Use the email address you registered with school as a contact.

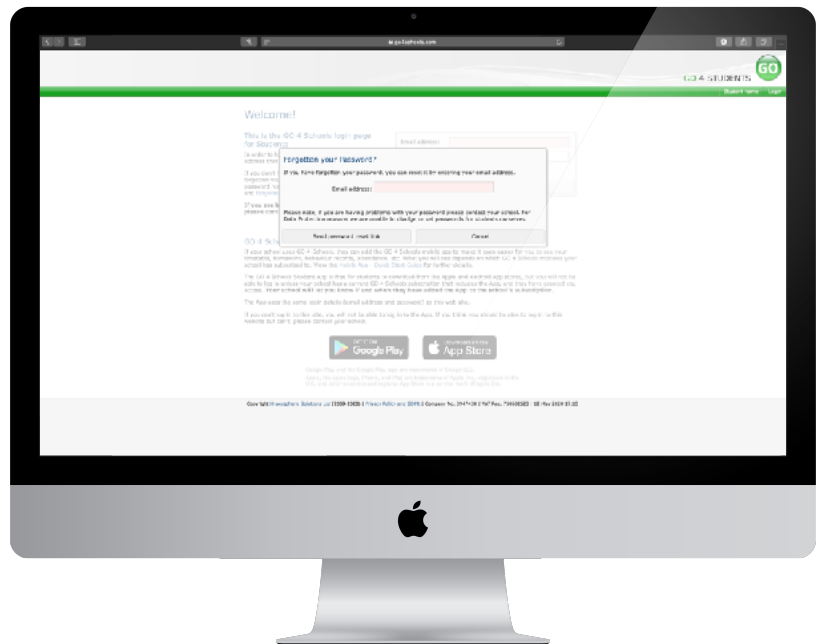
You will be sent an email from Go4Schools to create your account.

Forgotten Passwords

If you forget your password for Go4Schools, go to your login page and click the link "Forgotten your password?".

Enter the email you use for your Go4Schools account, instructions to reset your password will be emailed to you.

Neither Go4Schools or school can reset your password for you.



Emails for new users and forgotten emails shouldn't take long to arrive in your inbox.

Check your junk or spam folders if they have not arrived within a few minutes.

Remember a secure password contains a mixture of uppercase letters, lowercase letters and numbers.

Your profile provides you access to your progress through school. You can view your timetable, homework tasks, subject progress, attendance, behaviour points and reports. You can also look back at previous years data if you have been at school longer than one year. To view any of these sections, click on the relevant link at the top of the page.

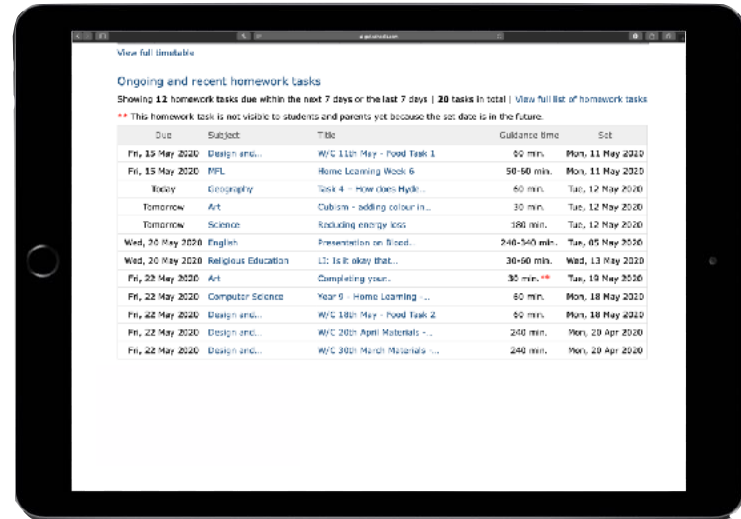
Viewing your homework

At the top of your profile page, click on the link "ongoing and recent homework tasks".

This will skip you down the page to the homework section. This is a summary list of all homework tasks due within the next 7 days.

Tasks from the last 7 days will also show here if not submitted or marked by your teacher.

Click the link "View full list of homework tasks" to see a more detailed list. Here you can see all homework tasks you have been set. Click in the "Task" column for more information from your teacher.



Subject

Date homework is due

Homework status

Pending: Not marked yet

Complete: Work completed well

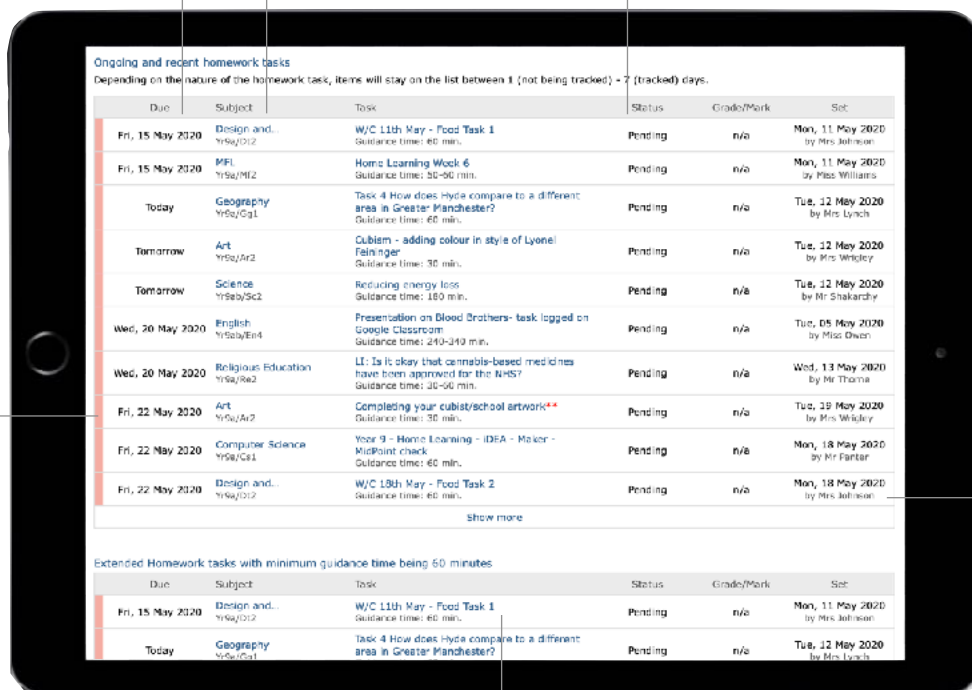
Incomplete: Not done or to a poor standard

Student absent when set/due

Due date indicator

Red - due within a week

Green - Due in over a week



Date homework set and by who

The homework task

Click for more detail, attachments or links from your teacher